

# KEY FIGURES 2008

## GROUP

13.3 billion euro

of premium collected :

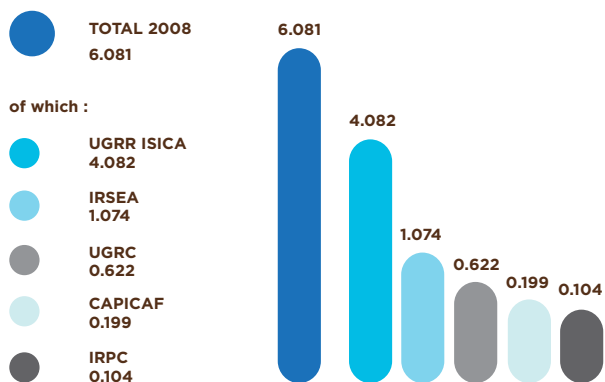
6.1 billion euro

for pay-as-you-go pensions :

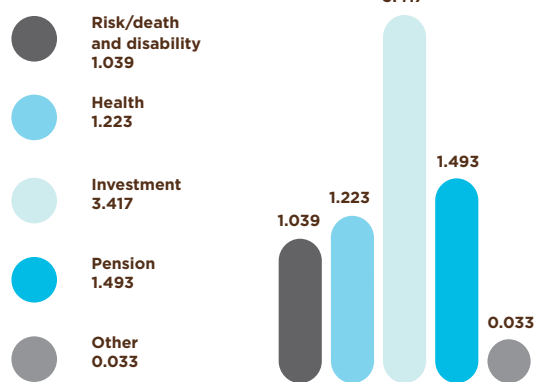
7.2 billion euro

for investment and pensions :

Contributions received (in billion euro)



In billion euro



2/3 of the total turnover derives from individual/investment activities

and 1/3 from pension activities

Assets Under Management as at 31 of December 2008 : 50 billion euro

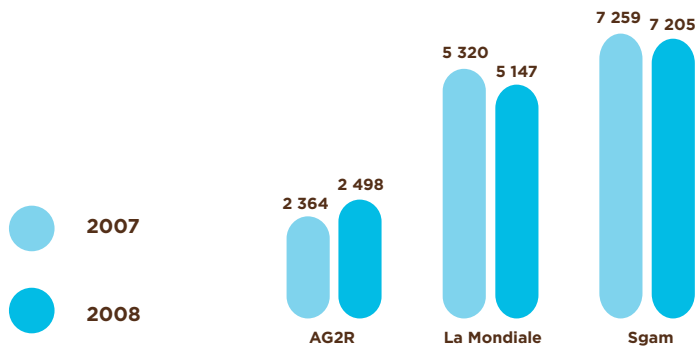
# SGAM

# AG2R LA MONDIALE

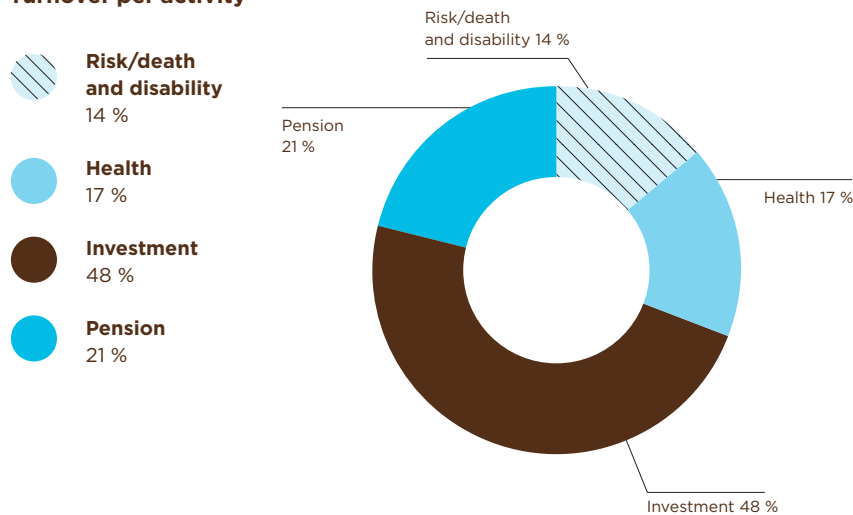
Compliant with IFRS rules

## TURNOVER

Turnover  
(in million euro)

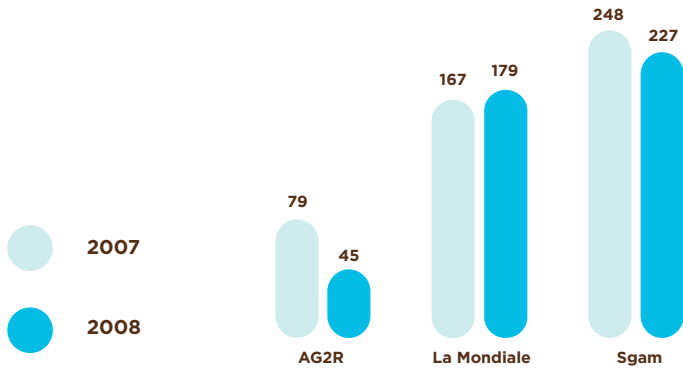


Turnover per activity



## PROFIT/EARNINGS

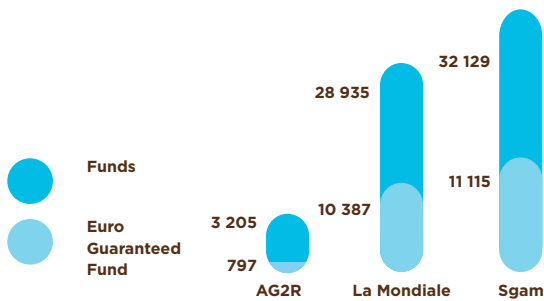
### EBIT\* (in million euro)



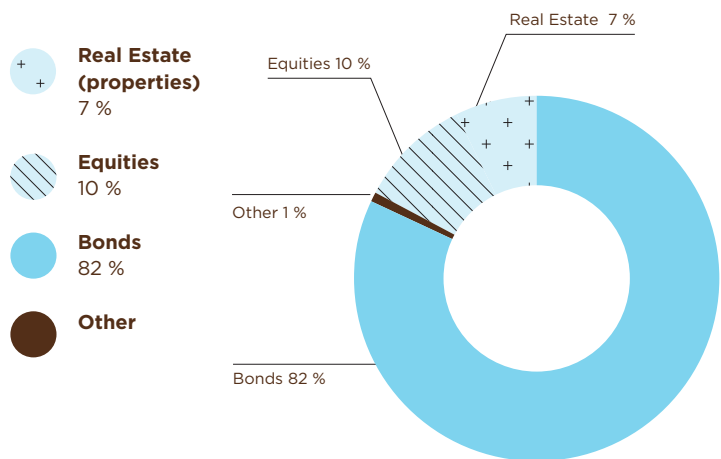
\* Earnings before income and tax

## ALLOCATION

### Allocation of AUM\*\* (in million euro)



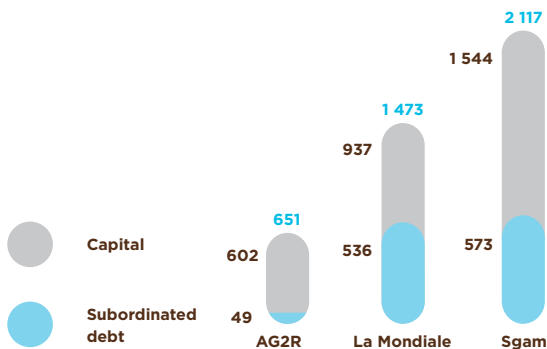
### Allocation of Euro Guaranteed Fund



\*\* Assets Under Management

## CAPITAL AND SUBORDINATED DEBT

### Data 2008 (in million euro)



Solvency margin for AG2R : 148 %  
Solvency margin for La Mondiale Group : 112 %  
Solvency margin for SGAM : 125 %